

Palm Prints



Retinue of the Barony of Atenveldt

Baron and Baroness

Seelos Massman and Fiordalisa Elena di Tomasso

(Thomas and Tina Batt) Atencoronet@Baronyofatenveldt.com

Warrants Expire 4/28/15

Head Lady in waiting: Bantheign Lizabetta Bartolomeo-Zanca

Page: D.J.

Baronial Rapier Champion: Master Ritchyrd McUath	Rapier.Champion@BaronyOfAtenveldt.org
Baronial Archery Champion: Lady Dhawn of Atenveldt	Archery.Champion@BaronyOfAtenveldt.org
Baronial Arts & Sciences Champion: Bantheign Lisabetta Bartolomeo Zanca	Arts.Champion@BaronyofAtenveldt.org
Baronial Bardic Champion: Aeschine Larke	Bardic.Champion@BaronyOfAtenveldt.org

Offices of the Barony

Senschal: THL Jean Andre Boeye

(James Boeye Sr.) (602)486 0359

No calls after 9 pm

Jamesboeye@gmail.com

Warrant expires: 6 1/14

Exchequer: Nikolai

(David Rood) (480) 612 1374

No calls after 9pm

exchequer@baronyofatenveldt.com

Warrant expires 9/30/12

Emergency Deputy: Vacant

Emergency Deputy; warrant pending

Parks Liaison Lord Harry Rudkin

Henry Vanderbilt

hvanderbilt@mindspring.com

expires 1/1/13

Vacant

Chroniclor: Vacant

Emergency Deputy Chronicler warrant

Web minister: Vacant

Media Officer Vacant

Emergency Deputy Web

Lord Joseph Grunewald of York

(Joe Gibbs)

Warrant Expires 11/16/14

Marshal:

Sir Kazemir Valentov

(John Grabowski) (602) 7891-1258

No calls after 9pm

johngrabowski@gmail.com

Warrant Expires 10/31/12

Emergency Deputy Marshal

Warrant pending

Youth Combat Marshal Vacant**Captain of Archers**

Lord Jerome the True

(Timothy Wright)

Warrant Expires 8/12/13

Lt of Archers

Warrant pending

Chirurgion: Vacant

Waiver Secretary Vacant

List Minister Vacant

Youth Marshal Vacant

Rapier Marshal: Vacant

Chatelaine

Lady Angelika Von Schwaben

(Angelika Green)

Chatelaine@baronyofatenveldt.com

Warrant Expires 05/31/13

Arts And Sciences

Baroness Dalla of the Misty

Forrest (Pam Sylvis)

602-486-0359 leave message

arts@baronyofatenveldt.org

Sheriff

Lord Duncan Mac Kennie (Ken Hallock)

(602)995-8479

No calls after 9pm

Duncan_mackennie@yahoo.com

Warrant Expires 4/25/2013

Emergency Deputy A&S

Valdis Skarpa (Valerie Deaton)

Valdisskarpa@yahoo.com

Warrant Expires 5/15/2014

Emergency Deputy Sheriff Galen of Kildromy

(Gordon Rieck) (602)-573-5015

No calls after 9pm

Galenofkildrony@gmail.com

Warrant Expires 12/31/2014

Chancellor of Youth: **Vacant**

Disclaimer

Palm Prints is a publication of the Barony of Atenveldt, Society for Creative Anachronism, Inc. Palm Prints is not a corporate publication of the SCA, Inc. and does not delineate SCA policies. Copyright© 2012 Society for Creative Anachronism, Inc. For information on reprinting photographs, pictures, or articles from this publication, please contact the seneschal listed on the previous pages who will assist you in contacting the original creator of the piece. Palm Prints is available online at www.baronyofatenveldt.org or is emailed. You may request a printed copy from the seneschal.

Acknowledgments

Cover art by Free Heraldic Clip Art

Greater Officers' badges and upcoming events are from the Kingdom Web Site

Picture of Their Excellences by Stephen Taylor aka Lord Heinrich der Brauer

There Majesties picture from the Kingdom Web Sit

A stich for Every Occasion by Mary Elizabeth Jenkins

e

Table of Contents

Retinue	2
Disclaimer	4
Acknowledgements	5
Words from the Crown	6
Words from Their Excellences	9
Progress	10
Baronial Anniversary	11
Big Red Dags	12
Help Wanted	12
Bids needed	13
A Stich for Every Occasion	13
Special Projects in July	24
Announcements	24
Business Meeting	25
Upcoming Events:	29



Words from the Crown

Greetings to the People of Atenveldt from your Crown:

As many of you may know, the Kingdom of Caid and the Kingdom of Artemisia recently determined to convene an event on President's Day weekend in 2013. The event, known as Talon-Crescent War, will feature Caid and Artemisia as principals, but the populace of all SCA Kingdoms, including Atenveldt, will be welcome. The announcement of the Talon-Crescent War was met with some sense of dismay in Atenveldt, as the Estrella War is scheduled one week after President's Day in 2013, and Atenveldt's Spring 2013 Crown Tournament is scheduled on the same weekend as the new event. That makes it impossible for many of Our populace to attend the Talon-Crescent War, and difficult for the populace in all SCA Kingdoms to attend and support both Talon-Crescent War and Estrella War in 2013.

Members of our populace were also upset because they believed placing the event on President's Day weekend breached a treaty signed in 1998 by the Crowns of Atenveldt and Caid. In that treaty, Caid agreed they would not hold a war event within 30 days of Presidents Day weekend (so everyone could support Estrella War), and Atenveldt agreed to similar restrictions on the scheduling of war events around Columbus Day (so everyone could support Great Western War).

These are the events as they stood last week, when Your Crown determined to gather the facts of the situation and form a policy for Our people. Your King started by speaking directly with the Crowns of Caid and Artemisia regarding the decision to move forward with Talon-Crescent War on President's Day weekend, and by consulting with our predecessors, and those who signed the original 1998 treaty for Atenveldt.

These are some important things We learned:

- HRM Sean of Artemisia explained he first proposed the new Caid/Artemisia event for Veteran's Day (November), but Caid's calendar did not allow it. When the 2012 Estrella War changed sites and dates, placing Estrella War more than 30 days from President's Day, it was decided to proceed with the Caid/Artemisia event upon the open weekend.
- HRM Sean, a Knight of Atenveldt and monarch to be taken at His word, acknowledges that using President's Day weekend was His idea, but firmly states that it was not done with any regard for Estrella War, and certainly not with intent to diminish that event. He admits that the event could have been cancelled when the 2013 Estrella was moved back to the vicinity of Presidents Day weekend, but the Caid-Artemisia calendars were too crowded at that point to allow rescheduling. So

His Majesty Artemisia made the decision to proceed with the event for 2013 as scheduled, and Caid agreed. HRM Sean observed that attendance at Estrella War by both Kingdoms > (particularly Artemisia) has been minimal in recent years.

- HRM Patrick of Caid and HRM Sean of Artemisia both stated They expect attendance of less than 500 total at their new event, and that the event > presently has no determined site.
- When Our predecessors advised the Caid Crown of the 2013 Estrella War dates, the Caid Crown chose to move Caid's 2013 spring Crown Tournament to avoid a conflict, so the Caid Crown could have the option of attending the 2013 Estrella War.
- In the same discussions, the Caid Crown told the Atenveldt Crown about the President's Day weekend date for the Talon-Crescent War, and discovered the date conflicted with Atenveldt's 2013 spring Crown Tournament. However, Atenveldt declined to move Crown tournament off of the Talon-Crescent weekend due to our own calendar overcrowding, and our desire to select heirs who could subsequently attend Estrella War.
- In all of the discussions between Caid and Atenveldt, neither side mentioned or raised the terms of the 1998 treaty in any of the discussions.

None of the above decisions were made by this Crown, but it is Our duty to act in the best interest of Our Kingdom and populace the aftermath of these developments. We are faced with three possible choices: make war on (boycott/shun) our neighboring SCA kingdoms of Caid and Artemisia, ignore the issue and say nothing (neither improve matters, nor make them worse), or offer peace and pursue opportunities for the future.

So it is that We have resolved upon a policy, and We shall now take action.

As responsible leaders, We will not allow Our legacy to be one of bitterness and angst. We cannot, in all good conscience, embrace any policy that advocates one branch of this Society "boycotting" another, whatever the impetus. War with our neighbors and fellow Society members, except as conducted upon a field of honor, is not an option.

The notion of clinging to a treaty that has been dead for several years, since Caid unilaterally chose to repudiate the agreement by withdrawing as a principal, is neither palatable to this Crown, nor viable. We have gone the additional step of consulting with the Society Seneschal to determine the likelihood that the Seneschal would support a request that the Board step in and enforce the treaty and shut down Talon-Crescent War. This was reported as an unlikely occurrence, since such agreements are deemed diplomatic in nature, subject to cancellation at any time, by any part. Even if the Board did so, it is doubtful that Caid and Artemisia would respond by attending Estrella War in the future. Ever.

Neither will your Crown stand mute or idle while our neighbors permit a campaign of animosity within their borders, or openly encourage their citizenry to embrace a policy of Us vs Them. Not while we are all members of the same Society. Therefore, We have chosen to act for the future, and for the greater good of Our Society.

- Our respective events shall proceed as scheduled for 2013. HRM Patrick and HRM Sean have given Us Their word that They will quell negative comments within Their borders, and openly

encourage Their Populace to attend Estrella War, if not for 2013, then for the years to follow. Both will consult with Their autocrats to determined whether new dates for Talon-Crescent War might be chosen for 2014, so as to avoid so close a conflict with Estrella War.

- It was agreed by all Crowns that it would be best for the Society, and Our respective Kingdoms, if Atenveldt and the Outlands could attend Talon-Crescent War, and likewise Caid and Artemisia could attend future Estrella Wars.

- The 1998 Treaty is dissolved as previously repudiated, and no longer practical to enforce.

Geography does not determine who we are, or what we can be. It is how we think, and how we act, that dictates our future and determines our fate among men and nations. The people who dwell and pursue the same Dream as we in another kingdom are not our foes simply because we believe that their leaders may have made bad decisions, or been inconsiderate in the past.

Many of those folk are our treasured comrades of old. We will not turn our back on them in preference to old grudges, though they may for some have grown comfortable, like old leather (ok, We stole that from ST-NG, but who can blame Us).

Atenveldt chooses the path of peace, because it offers more to benefit the Society and our Kingdom than any other choice. We choose to welcome Our neighbors back. And should they choose to spend their vacation time in some other land, We wish them well. We hope they will return to us someday with bold tales to tell around our fires, and when they come We will offer them food and drink, freely given after the fashion of our land.

We shall proceed with Our progress to Great Western War, and meet Our neighbors upon the battlefield and around the camp fires. We will anticipate their hospitality. We encourage those who are able to join Us to do so. We will need your lances, swords and bows upon the field, and your voices around the fire.

We celebrate a new dawn as We embrace the Outlands, Our neighbors and cousins. And if Ye be not ready in your hearts to embrace Society members from Caid, then come to Battlemoor and show the Known World how We support our friends. The world may watch and learn.

Success of the Society depends upon continued friendship among its membership. Working for the future is harder than fighting to maintain the present. War is a bold choice, but peace is bolder.

Be bold, Atenveldt!

Thomas

Rex Atenveldtus

Ilora

Regina



Words from Their Excellences

Warmest Greetings from Baron Seelos and Baroness Elena:

July has been an amazing, wonder-filled month.

Too Hot, The Barony of Erud Sul's birthday, was in fact, not-so-hot and a wee bit too wet. It was a welcome change to the heat here in Atenveldt. It was a wonderful opportunity to get meet and get to know better many of the populace members in the Northlands.

HE Elena attended Middle East Feast hosted by Our cousins of The Barony of Twin Moons. The merriment, food and artistry was amazing.

HE Seelos attended the A&S Collegium in The Barony of Granite Mountain. He was quite impressed by the fighting classes and camaraderie.

As much as We have enjoyed the travel and opportunity to develop friendships with Our cousins and their populace, We are looking forward to Our first Barony of Atenveldt event, Anniversary on September 22, 2012. The autocrats have many outstanding plans and it should prove to be a very memorable event. We look forward to our first opportunity to be able to commune with Our populace since our Investiture.

Here at home, fighter practice has been increasing in attendance. The fighter class on the second Wednesday of July was very informative. Additionally, on the same evenings, there are A&S activities and instruction. We are eternally grateful to those that have developed these classes and will continue to do so on the second Wednesday of each month.

On the last Wednesday of the month We held our traditional court and tournament night. The tournament was hosted by Mitsuhide Shinjiro and was well enjoyed and attended.

We have begun our promotional excursions to First Fridays in downtown Phoenix. We encourage everyone to join us.

We look forward to September, cooler weather and our return to Encanto Park for our Wednesday night fighter practices.

Forever Inspired by the Populace of The Barony of Atenveldt,

Baron Seelos and Baroness Elena

14th Coronet of The Barony of Atenveldt

Namesake of Our Great Kingdom

Their Excellences' Progress

HE Seelos and Elena's Progress through Fall Coronation

08/11 RenMan - BSD Both

08/19-08/20 Mace and Great Sword - BMMT Both- probably only Saturday daytrip

08/25 KoA Crown Tournament -ES Both

08/26 Warlord - ES Both

09/15 Champions in the Pines Seelos - daytrip

09/22 Baronial Anniversary - BoA Both

09/29 Chocolate revel - CBS Seelos

10/14 Pillage, poke and Plunder - SGH Both

10/20 Dragon's horde - BTY Both - daytrip

10/27-10/28 Baronial Champions - BoA/BSD/BTM Both

11/03 KoA Coronation - SD Both

In addition, either or both of us will be attending BoA/SD Archery Practice at El Osa park on the second Sunday of the month. Please join us and help slay some evil targets!

08/12, 09/09, 10/14

We are also considering joining the Crown for one or both of the following out of Kingdom events.

We would like to hear if there is interest in a Barony of Atenveldt war and attending with us.

Please let us know via the suggestion box link on the baronial website, or at atencoronet@baronyofatenveldt.org

08/29-09/03 Battlemoor - Outlands Both - not sure which dates exactly yet

10/3-10/8 Grest Western War - Caid

Both - not sure which dates exactly yet

Barony of Atenveldt Anniversary

September 22, 2012

Hear Ye Hear Ye – The Barony of Atenveldt is having a birthday. Come celebrate our 43rd birthday, bring all your SCA memories to share, come mingle with legends and hear stories of old. Adult games, moonlight tourneys and youth activities will be provided. There will also be live music and dancing. Court will be approximately 5:00pm. There will be a populace artisan display table for both finished and unfinished items. Please bring out your items to display.

There will be a pot luck with the Barony supplying the main Course (Chicken and Beef) Please bring dishes to feed 10-12 adults. By Common Era last name, please bring the following A-E desserts, E-H potatoes, rice or pasta, I-L breads and spread, M-P Salads, Q-T vegetables, U-Z appetizers. Please coordinate with M'lady Tera (623)670-8665 (No calls After 9). Please bring your own feast gear; none will be provided. The pot luck will start around 6:30pm.

The Site is **dry** and there is **no smoking** except for designated areas just off the property. **Service animals only.**

The site is the Apostles Lutheran Church at 7020 W Cactus Rd. Peoria AZ.

The site opens at 3:00 pm and Closes at 9:00 pm Site fees are \$10.00 for adult members, \$15.00, for non-members, and under 18 is free.

Events Steward, Lady Sara Blackthorne (623)0326-6068 (No calls after 9pm)

Pot Luck Coordinator Baroness Dalla of the Misty Forest

Site Stewards: THL Iana of Whiteclif and Master Michael of Worcester.

Big Red Dags Change

There was a misprint in the last Palm Prints the deadline to turn in dags is 7/31. you ever bought a dag for Big Red and never turned it in please do so as soon as possible.

Help Wanted

The pen is mightier than the sword. Here is your chance to prove it. Do you like posting interesting articles? Do you want to let the barony know where help is needed? Would you like to keep people informed about upcoming events or who is who in the barony? Well here is a golden opportunity to do just that. The barony has an immediate need of a chronicler and emergency deputy. Duties include putting out a monthly issue of the Palm Prints to be posted on line and on the website, and made available for paper copy, attending business meetings and reporting to the Kingdom Chronicler and Baronial Seneschal monthly. Meet new people and get to have first-hand information about what is going on. **Open to 9/30/2012**

To web or not to web; that is the question. Are you just itching to play on a computer and help the barony at the same time? Do you know anything about websites? Well we are in need of a new web minster. Candidates should have some experience in updating and maintaining a website, be able to attend business meetings and be able to file reports with the Kingdom Web Minister and the baronial seneschal monthly. **Open to 9/30/2012**

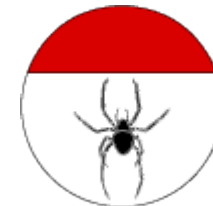
All the world is but a stage...A stage means a play. Speaking of play, do you like to play games? Are you a kid at heart? Do you have an interest in helping the children of the barony? The barony is seeking a youth coordinator and a youth combat marshal. . Both positions must pass an SCA background check. The Chancellor of Youth Activities would handle non fighting children's activities; send reports to the Kingdom Youth Minister and the baronial seneschal. The youth combat marshal would run the youth combat, report to the appropriate kingdom officer, the baronial knight marshal and the baronial seneschal each month. Both should be able to attend business meetings. **Open until filled**

The seneschal needs help! (Insert crude comment here) Help run the Barony! Help is needed with regnum change, event bid assistance, keeping track of reports or taking notes and typing up the minutes. We are looking for several individuals who can split up these tasks. Work closely with Their Excellences and the seneschal. We are also looking for somebody to train to as the Emergency Deputy Seneschal. These officers should be able to attend business meetings. **Open till filled**

Cut, Parry, Thrust Parry: The barony is looking for a rapier marshal. Officer must be an authorized rapier marshal and will fill out monthly reports to the Kingdom Rapier Marshal, the Baronial knight marshal and the baronial seneschal. Ability to attend business meetings is a plus.

Clang, Clang The Knight Marshals warrant will be expiring soon so we are taking letters of intent. You should have knowledge of Kingdom of Atenveldt armored combat rules, be able to attend business meetings, keep up a data base and report to the baronial seneschal monthly and the Kingdom Earl Marshal Quarterly.

Please send letters of intent to Their Excellences and the seneschal.



Event Bids Needed

The barony is excepting bids for the following events:

Baronial Yule

December 8, 2012

A Stich for Every Occasion

How to decide which stiches to use

Mistress Ealasaid nic Suibhne

Copyright©2006 by Mary Jenkins

Used by Permission

Knowing how to do the various embroidery stitches is only half of the process of creating an embroidery. One must decide which stitches to use for the various motifs in the design. There are several things to take into consideration when making this decision. The size of the area to be covered and the texture of the item being represented will have the greatest influence on which stitches to use. Some stitches cover the ground fabric quickly; some stitches only work nicely on small areas. Some stitches create a smooth surface; others create a uneven, highly textured surface.

What follows is discussion of various stitches and the best use to be made with them. Like our ancestors before us, it is good practice to make a sampler, using each of the stitches. You will then have something to refer to that will help you select the combination of stitches that will create an embroidery that pleases you.



Stem Stitch, also known as Outline Stitch

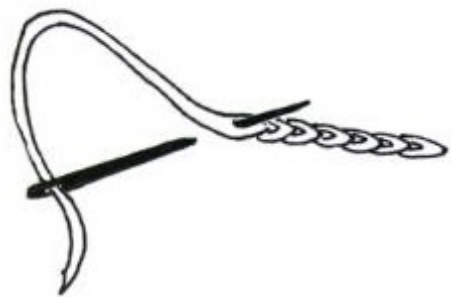
This is a good stitch to outline motifs, as its alternate name suggests. It can also be used to fill in a motif, creating a gently textured surface. When rows are worked back and forth, first from right to left, the next row from left to right, it can almost look like knitting. This is a good stitch to use if you want a texture similar to wool fabric. It also would be the stitch to use to represent fur, especially short, smooth fur, or human hair. By mixing two or more shades of brown, it is an excellent choice to represent wood grain. Because the stem stitch creates a thin line of thread on the fabric, it does not cover ground quickly. If you are not in a hurry, however, it is a very versatile stitch, allowing you to “paint” with your embroidery floss, creating quite intricate highlights and shadows.

For complex designs that I am going to work using Long & Short stitches, I will frequently outline the design in stem stitch first. This gives a defined edge to each motif, and provides guidance for the Long & Short Stitches in what direction they should flow.

Stem Stitch, worked in two shades of gold



Split Stitch



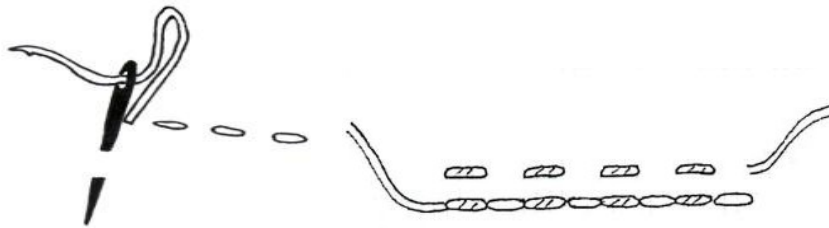
Like the stem stitch, the split stitch makes an excellent outlining stitch. It is smoother than the stem stitch, and does a better job on tight curves and sharp corners. When multiple rows of split stitch are laid in close formation, it creates a smooth, silky surface. It is the stitch to use for human hands and faces, silk fabric, flower petals, or any other item with a soft, smooth surface. Even more so than the stem

stitch, you can “paint” with the split stitch. In the 13th and 14th century, quite intricate and beautiful embroideries were created using the split stitch in combination with couched gold thread. They are just as detailed, and have just as much depth, as any painted illumination. Again, like the stem stitch, it creates a very thin line of thread on the fabric, so it covers the ground very slowly.

Figures worked in row after row of split stitches



Running and Double Running



The running and double running stitches are another form of outlining stitch. Double Running is the main stitch in Blackwork and the simple Running Stitch is the main stitch in Pattern Darning: a stitch where running stitches are worked, row after row, with the gaps between the stitches creating a voided pattern. In the example to the left, the black outlining is done in double running stitch. The blue is long armed cross stitch, discussed later.

Both forms of this stitch are good for outlining. They are not good at all for filling in a solid background, but are excellent for intricate patterns that cover the ground in “pen and ink” style motifs. These stitches can also be used in conjunction with other stitches to outline various motifs, or to highlight small details within a larger motif. An example would be if you are embroidering a human figure, and the sleeve of their tunic is being lost against the body of the tunic because they are the same color. You can outline the edges of the sleeve with a double running stitch to create a subtle dark line that separates the sleeve from the tunic.

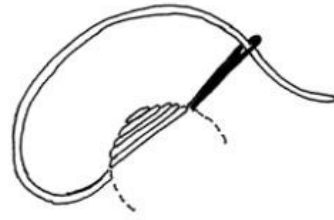


Chain Stitch

The chain stitch creates a highly textured surface. As the name suggests, it is excellent to represent chains, ropes, or roughfur. This stitch can be worked very tightly, for fur or rope, or with each stitch very open and airy, for chain or chain maille.

The chain stitch can also be used to outline a design. It has enough texture to make a plain outlined motif quite interesting, with no need for filling. You can also sprinkle individual chain links, which results in what looks like tear drops. Individual links worked in a circle, with the points inward, will create a flower (this is known as the Lazy Daisy stitch).



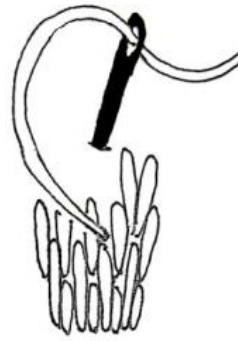


Satin Stitch

As the name suggests, the satin stitch creates a smooth, satiny surface. This stitch only works well when covering a fairly narrow area. I would not use satin stitch to cover anything wider than half an inch. It is excellent for small flower petals as well as for stems and small leaves. It also works well for scrolling vines or the intricate roundels and arches that frequently enclosed motifs in medieval embroidery. Flowers worked in satin stitch, scrolling lines worked in stem stitch, DMC Gold metallic thread. Embroidery designed by Baroness Ann Bushnell To create a slightly domed effect, work the chain stitch lengthwise on the narrow area to be covered, then work the satin stitch widthwise over the chain. You can also use long & short stitches to fill the area that is to be covered with satin stitches. If the edges of your satin stitch are not as smooth as you would like, you can disguise that flaw by outlining the area with a stem stitch, or by couching a thread over the edges. Gold or silver thread/cord makes an excellent edging, adding a bit of sparkle to the work.



Embroidery Design by Ann Bushnell



Long & Short

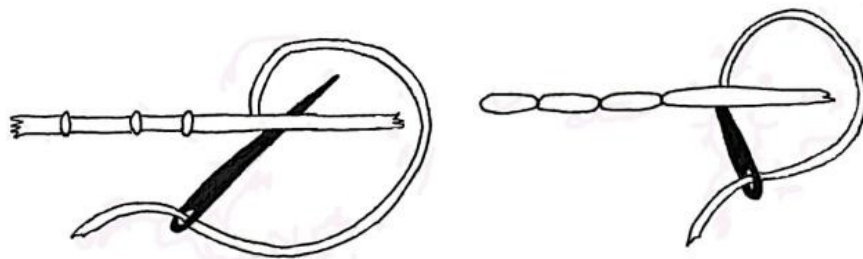
The Long & Short stitch is excellent for covering large areas. It covers the ground fabric much quicker than the stem or split stitch can. The stitches can be very regimented and always run parallel to the edges of the design, or they can flow and curve and follow the natural contours of each motif in the design. If worked very carefully with fine threads, perhaps even having each row split the previous stitches (in the manner of the split stitch), you can achieve a smooth, velvety texture. Used in this manner, it is perfect for flower petals, or to represent fabric.

When worked without splitting and using a heavier thread, you get a more textured surface, excellent for fur, grass, tree bark, carpeting, course fabric.

In order to keep your stitches flowing in the direction you wish them to go, I find it very helpful to draw guidelines on the fabric. Especially if you are wanting to keep your stitches parallel and straight. I draw a grid, with the lines no more than an inch apart.

Outlined in stem, filled in long & short





Couching

Couching is a very old technique, and a very versatile one. You can quickly cover fabric by couching a thick cord, such as gold or silver cording or a heavy yarn, with a thinner thread. Couching requires the use of two threads, the laid thread and the couching thread. The laid thread is the (usually) heavier yarn or cord that will lay on the fabric. The couching thread is the (usually) thinner thread that will hold the laid thread down with a series of small stitches.

There is one technique of couching, known as Bokhara, in which the laid thread is also used as the couching thread, in a technique that is a cross between couching and the satin stitch. This creates a basket weave type texture.

The couching stitches themselves can be invisible, or can form a pattern on top of the laid threads. There are two methods of making the couching thread invisible. One is to use underside couching and pull the couching thread all the way through to the back of the fabric (along with a bit of the laid thread). Another way is to choose a couching thread that is very thin and the same color as the laid thread. If you are careful to give a slight slant to the couching thread, and to match that slant to the twist in the plies of the laid thread, the couching thread will all but disappear into the laid thread.

gold thread couched with red silk

blue background is split stitch

To form a pattern with your couching thread, choose a color that will contrast with your laid threads. As you make the small stitches over the laid thread, line the stitches up to create lines, zigzags or diamond patterns. It helps if you draw the pattern on the fabric before you start couching. Since you couch one thread at a time, you can always see the drawn pattern and can tell where the next stitch should be placed.



Gold Thread couched in red



Gold Thread couched in Gold silk

Couching soft but heavy yarns with a lighter weight yarn, or linen thread, can create very interesting textures, depending on the types of yarn you use. The nest below is worked in three different weights of handspun yarns, couched with dark brown linen thread. The wool was spun by Lady Aoife.

Couching can be used to make a simple scrolling or wavy pattern on a cuff or hem, or can be used to completely cover the background of an intricate design. Even a couple of simple straight lines of couched thread, metallic or otherwise, can be quite effective decoration.

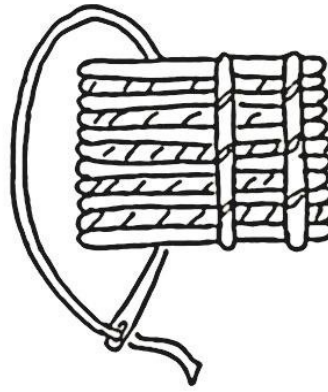


Cross Stitch, Long Armed Cross

The Cross Stitch, in medieval embroidery, is used sparingly, either as a simple border, or in conjunction with the tent stitch to cover the ground. The Long Armed Cross stitch was used as a ground cover, especially in voided work, where the background is filled in and the motifs are left uncovered.

During the 15th century, voided work was popular in several cultures. It was known as Reserva in Spain, Voided or Italian Work in Italy.





Laid & Couched (Bayeux Stitch)

Laid & Couched is an excellent choice to cover large areas. It is not a smooth stitch, but has a very interesting texture, which can be altered by how closely you place the couched threads over the laid one. Whereas couching uses two threads, this stitch uses three separate threads:


The laid threads are similar to the satin stitch: they are laid across the fabric. Unlike satin stitches, they may be as long as you wish them to be.

The couched threads are placed across the laid threads, at a right angle. This thread is couched down by the third thread, the couching thread. The "couched thread" here is the same as the "laid thread" in the description of plain couching (see above).

Usually, the couched thread and its couching thread are the same color. They may, however, be a different color than the bottom level laid threads.

In the best known example of this style of embroidery, The Bayeux Embroidery, stem stitch was used for those details too small for laid and couching. If you need to turn sharp corners or tight curves, you can work the laid stitches in segments and simply couch one of the couched threads over the place where the edges of two such segments meet.

The lion to the left is outlined in stem stitch and filled in with the laid & couched work. The colored bands are outlined in two rows of stem stitch.

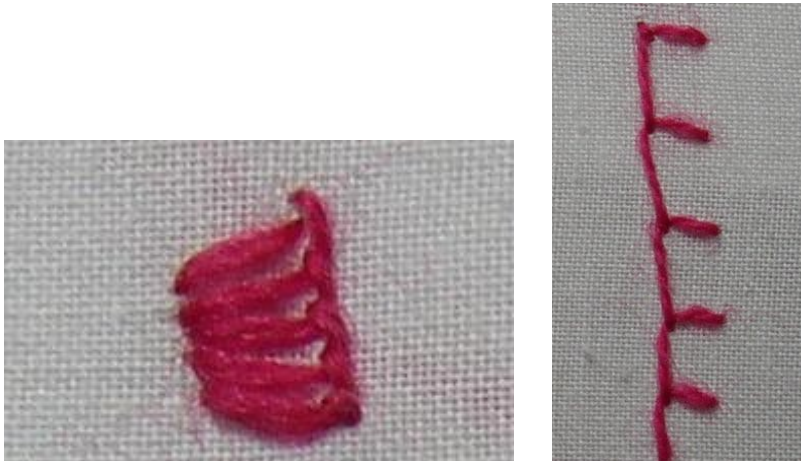


Herringbone, Blanket, Feather, Ossenstitch

There are quite a variety of stitches that create a pattern that stands alone quite nicely. The Herringbone was used quite a bit worked over seams, to both decorate and add strength, as is the Ossenstitch :



The Blanket (or Buttonhole) Stitch, when worked over a cut edge, strengthens the edge as it decorates. When the stitches are worked close together, it is called the buttonhole stitch.



The feather stitch is a quick and easy way to add a delicate decoration to fabric.



Special Projects in July

Lady Valora tauht a silk painting lass during which the favors for Baroness Elena's ladies in waiting where made with her guidance. There were 9 people working on the project.

M'Lady Auelen and M'Lord Spellsinger hosted a wall painting session for the new Baronial walls. They worked on walls with the devices of past barons and baronesses.

Announcements

Tri-Baronial Youth & Family Archery Event

Ist Sunday of Month

Come one, come all, and join the Baronies of Twin Moons, Atenveldt and Sun Dragon as we come together with our youth and families for a great time on the archery range!

There will be standard and novelty targets and scenarios for youth and adults alike as well as a variety of classes offered to hone your skills! If you are a beginner or know one, this is a great opportunity to get out there and see what fun archery is!

Our Tri-Baronial Youth & Family Shoot will be held the first Sunday each month to alternate between El Oso and Papago archery ranges. Loaner gear is available and site is always FREE!

Our first event will start at 7:00am at the archery range at El Oso Park located at 73rd Avenue just North of Osborn Road in Phoenix. Next month the event will be held at Papago Park archery range, watch the group lists for details!

Water and other beverages will be provided. Everyone is invited to bring a light snack to share if they like. No alcohol permitted.

We hope to see everyone there!

First Fridays

The Barony met at 501 E Roosevelt last month and plans on doing it every month. We would like to set up a table to display A&S projects have people working on projects and display armor.

2nd Wednesdays

The second Wednesday of each month will be dedicated to special training of our fighting forces and a arts and sciences completed or uncompleted, no documentation display. Fighters, prepare for Crown and for Estrella by attending these classes. Artisans, we know you've been working on something and we would love to see

Barony of Atenveldt, Society for Creative Anachronism

Minutes of the Business Meeting June 7, 2012

The meeting was opened at 7:31 p.m. by the Seneschal

Officers Present:

Thomas Batt	Seelos	Baron
Tina Batt	Elena	Baroness
James Boeye Sr.	Jean Andre' Boeye'	Seneschal
James David Rood	Nikoai	Exchequer
Pam Sylvis	Dalla of the Misty Forrest	A&S
Pam Gibbs	Cathryn Sylvestrov	Deputy
Sheri Alger	Lisabetta	A&S Champ
Joseph Gibbs	Joseph Grunewald of York	Web ED
Angelika Green	Angelika Von Schwaben	Chatelaine
Tim Wright	Jerome the True	Capt.of Archery
James Johnson	Kedivor	Herald
Ken Hallock	Duncan Mac Kennie	Sheriff
Gordon Rieck	Galen of Kildromy	ED Sheriff

Others Present:

Trina Taylor	Kirsten Maria Matz
Dhawn Balderam	Merewyn of Eddington
Ed Fox	Edward De Foxton

Ann Fox	Annalies Schneider
David Merrill	
Connie Merrill	Constance
Ritchyrd Handley	Ritchyrd Mc Uath
Paul Spear	Sveinbiorn Hallbirson
Debbie Wright	Edeline de Diekirche
Terri Valencia	Aoife inghean Oisin

Minutes:

The minutes of the May meeting were approved as written.

Old Business:

I Change of Meeting Venue.

We are currently looking for a more businesslike environment to hold the business meetings. A bowling alley and the church that investiture was held at were suggested.

II Event Bids:

We still need bids for Anniversary, A coordinator for Champions, a bid for Yule and a bid for 12th Night. We need the bid for Anniversary as soon as possible. Remember that the signed event form must go to the Kingdom Calendar Officer also at least 30 days prior to the event. If not, awards cannot be given out.

III Officers' Roster: The seneschal is currently updating the officers' roster to include officer name, common name, office expiration date and membership number and expiration date. It will be on Google docs.

IV Mandatory Meetings at A&S Collegium:

Let His Excellency know if there are any concerns

V Calendar Planning Meeting

The 2013/2014 calendar is still unresolved

New Business:

I Business cards for Officers:

It was suggested that we have business cards printed for the officers.

III Media Officer:

Lord Alister is the kingdom media officer. Local media request should go through the Chatelaine's office. Also Demos should go through the Chatelaine's office.

IV Demo Kit:

A demo kit should be kept consisting of a pop-up, tables, chairs, welcome flyers, business cards and information list.

V Demo:

There is a demo request for the Phoenix Children's Hospital on 10/20/2012.

VI Kingdom Bids:

The Kingdom is looking for bids for the A&S competition, the November Coronation, and 12th Night. Lady Aoife and ladyKirsten have put in a bid for the A&S competition and Ritchyrd and Sophia have put in a bid for 12th Night.

VII A&S:

The Arts and Sciences department will hold a projects display every 2nd Wednesday of the month. Projects need not be completed.

VII Supply Needs:

The archers need 2 sets of targets butts and the scribal office needs paper.

VIII Archery:

El Oso Park is finally open and archery practice will be held there on Sundays at 7 am. There will be a youth archery tournament the first Sunday of each month. The exception will be that once every three months the youth tournament will be held at Twin Moons' practice sight.

Close: 9:20 pm

Notes taken by Baroness Dalla

Respectfully submitted this 5 day of July, 2012.

James A. Boeye Sr.; know in the Society as THL Jean Andre' Boeye'

Seneschal, Barony of Atenveldt, Society of Creative Anachronism

Upcoming Events

Saturday, August 11
All day
[Renman \(BSD\)](#)
Friday, August 17
All day
[Mace & Great Sword \(BMMT\)](#)
Saturday, August 18
All day
[Mace & Great Sword \(BMMT\)](#)
Sunday, August 19
All day
[Mace & Great Sword \(BMMT\)](#)
Saturday, August 25
All day
[Crown Tournament \(BES\)](#)
Sunday, August 26
All day
[Warlord Tournament \(BES\)](#)
Saturday, September 8
All day
[Masked Revel \(MW\)](#)
Saturday, September 15
All day
[Champions in the Pines \(BGM\)](#)
Sunday, September 16
All day
[Champions in the Pines \(BGM\)](#)

Tuesday, September 18
6:00pm
[Knight Light Tournament \(BTY\)](#)
Saturday, September 22
All day
[Baronial Anniversary \(BA\)](#)
Wednesday, September 26
All day
[Novice Tournament \(BA Local Event\)](#)
Saturday, September 29
All day
[Chocolate Revel \(CBS\)](#)
Sunday, September 30
All day
[Ered Sulabration](#)
Saturday, October 13
All day
[A&S Competition \(BMMT\)](#)
Sunday, October 14
All day
[Pillage Plunder Poke \(SGH\)](#)
Saturday, October 20
All day
[Dragon's Horde \(BTY\)](#)
Sunday, October 21
All day
[Dragon's Horde \(BTY\)](#)
Saturday, October 27
All day
[Baronial Champions \(BA\)](#)
All day
[Baronial Champions \(BSD\)](#)
All day
[Defenders Tournament \(BTM\)](#)
Sunday, October 28
All day
[Baronial Champions \(BA\)](#)
[Baronial Champions \(BSD\)](#)
[Defenders Tournament \(BTM\)](#)